



ROBO-STOX™

The ROBO-STOX™ Global Robotics and Automation Index

ROBO-STOX™ INDICES

Bloomberg Tickers

Price Return	ROBO
Total Return	ROBOTR

Web

www.robostox.com

Email

info@robostox.com

The ROBO-STOX™ Global Robotics and Automation Index is designed to measure the performance of robotics-related and/or automation-related companies. The index is comprised of companies in the rapidly developing global robotics and automation industry, with operations in over 15 different countries around the world and listings on multiple foreign and domestic exchanges.

Index Methodology

The Index Committee, a team of robotics experts and index analysts, maintains the index. The goal of the Index Committee is to ensure that the index remains a leading indicator of the robotics and automation market.

Index components are selected from a proprietary database of robotics and automation companies that derive a portion of revenues from robotics-related and/or automation-related products and/or services, as determined solely by the ROBO-STOX™ Index Committee.

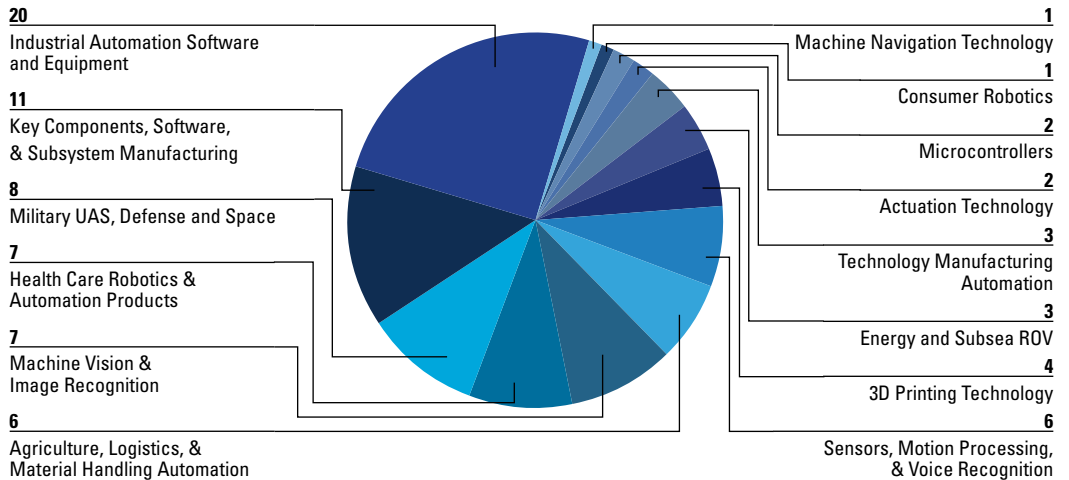
The Index generally consists of a mix of “bellwether” stocks, securities which the Index Committee believes are indicative of the performance of Robotics and Automation Companies as a whole, and “non-bellwether” stocks, securities of companies that have a distinct segment of their business involved in robotics-related and/or automation-related products and/or services, that the Index Committee believes will drive higher revenues as such products and/or services expand.

Index components are generally weighted 40% bellwether stocks and 60% non-bellwether stocks at the time of the Index rebalance. The Index is rebalanced and additions are made quarterly. Deletions from the Index may be made at any time due to changes in business, mergers, acquisitions, bankruptcies, suspensions, de-listings and spin-offs, or for other reasons as determined at the sole discretion of the Index Provider.

All ROBO-STOX™ Global Robotics and Automation Index components must also be components of the S&P Global Broad Market Index.

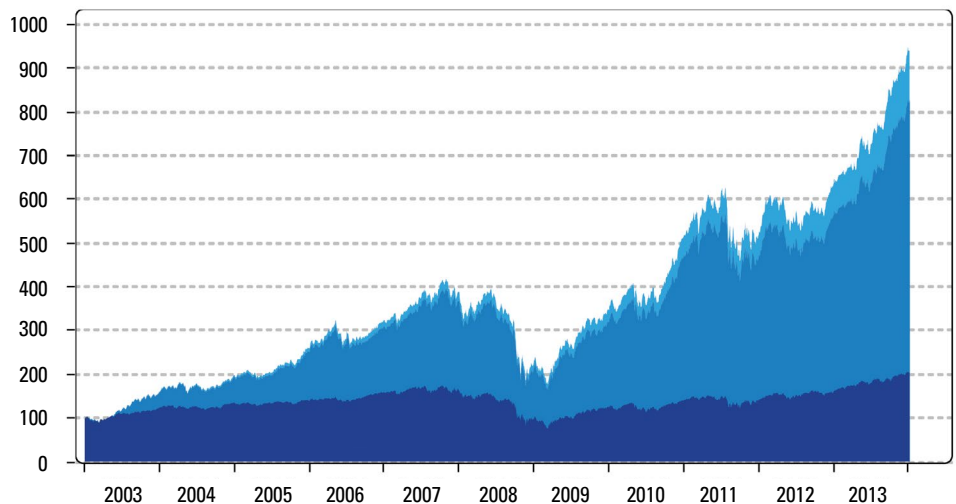
CALCULATED BY
**S&P DOW JONES
INDICES**

Robotics Exposure - Number of companies in The Index with considered revenue



10 Year Historical Performance

Indices shown have been rebased to 100 on 12/31/2002



www.robostox.com, Bloomberg, GaveKal Data

Source: ROBO-STOX™ Indices data as of March 31, 2014. Charts and graphs are provided for illustrative purposes. Past performance is no guarantee of future results.



ROBO-STOX™

The ROBO-STOX™ Global Robotics and Automation Index
ROBO-STOX™ INDICES

Bloomberg Tickers

Price Return	ROBO
Total Return	ROBOTR

Web

www.robostox.com

Email

info@robostox.com

CALCULATED BY
**S&P DOW JONES
INDICES**

Geographic Breakdown

Country	# of Companies	% of Portfolio
United States	29	35.80%
Japan	20	24.69%
Germany	6	7.41%
Taiwan	5	6.17%
Switzerland	4	4.94%
United Kingdom	3	3.70%
Canada	2	2.47%
France	2	2.47%
Israel	2	2.47%
Netherlands	2	2.47%
Sweden	2	2.47%
Finland	1	1.23%
Hong Kong	1	1.23%
Norway	1	1.23%
South Korea	1	1.23%
Total	81	100.0%

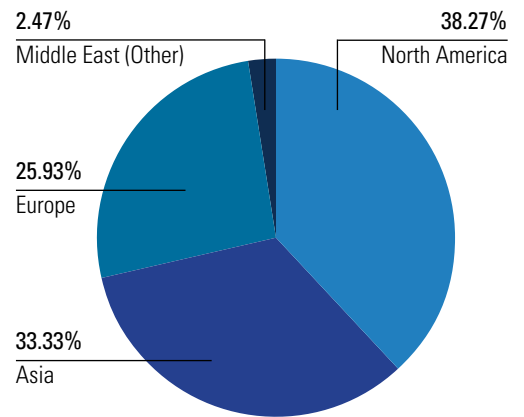
Index Performance

Returns	1 month TR	0.02%
	3 month TR	1.50%
	YTD TR	1.50%
Annualized Return	1 year TR	40.67%
	3 year TR	18.20%
	5 year TR	36.06%
	10 year TR	18.38%
Standard Deviation	3 year	18.08%
	5 year	20.13%
Sharpe Ratio	3 year	0.294
	5 year	0.474
Dividend Yield		0.95%

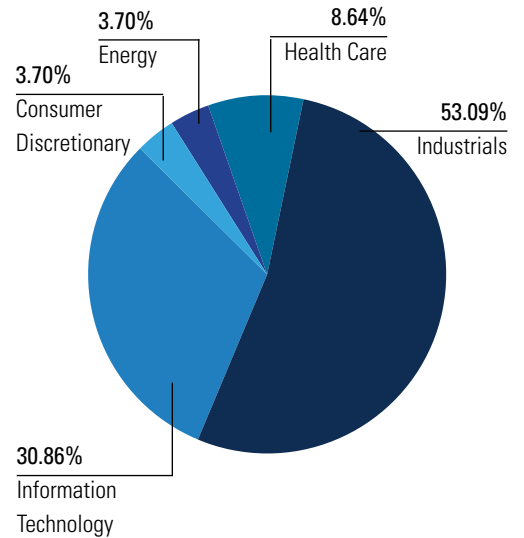
Index Portfolio Characteristics

Company Size By Market Cap (USD):	
Smallest	\$283,590,000
Largest	\$116,339,838,300
Median	\$2,836,726,394
Mean	\$8,529,758,109

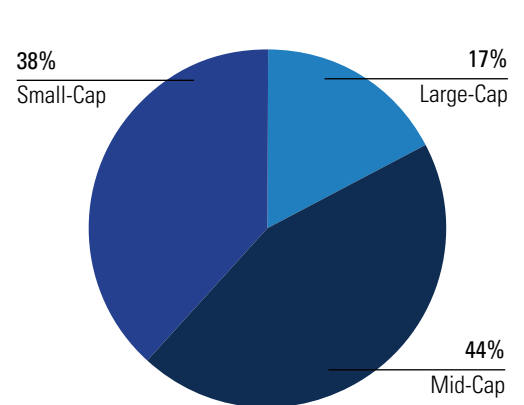
Geographic Breakdown



Sector Breakdown



Market Capitalization Breakdown



Source: ROBO-STOX™ Indices data as of March 31, 2014. Charts and graphs are provided for illustrative purposes. Past performance is no guarantee of future results.



ROBO-STOX™

The ROBO-STOX™ Global Robotics and Automation Index

ROBO-STOX™ INDICES

Bloomberg Tickers

Price Return	ROBO
Total Return	ROBOTR

Web

www.robostox.com

Email

info@robostox.com

CALCULATED BY
**S&P DOW JONES
INDICES**

Portfolio Holdings

Name	GICS® Sector	Country	Index Weight
Bellwether Companies			
3D SYSTEMS CORP	Information Technology	UNITED STATES	2.11%
ABB LTD	Industrials	SWITZERLAND	2.11%
ACCURAY INC	Health Care	UNITED STATES	2.11%
AEROVIRONMENT INC	Industrials	UNITED STATES	2.11%
COGNEX CORP	Information Technology	UNITED STATES	2.11%
FANUC CORP	Industrials	JAPAN	2.11%
FARO TECHNOLOGIES INC	Information Technology	UNITED STATES	2.11%
HIWIN TECH CORP	Industrials	TAIWAN	2.11%
INTUITIVE SURGICAL INC	Health Care	UNITED STATES	2.11%
IROBOT CORP	Consumer Discretionary	UNITED STATES	2.11%
KEYENCE CORP	Information Technology	JAPAN	2.11%
KRONES AG	Industrials	GERMANY	2.11%
KUKA AG	Industrials	GERMANY	2.11%
LINCOLN ELECTRIC HLDGS INC	Industrials	UNITED STATES	2.11%
OCEANEERING INTERNATIONAL	Energy	UNITED STATES	2.11%
OMRON CORP	Information Technology	JAPAN	2.11%
ROCKWELL AUTOMATION	Industrials	UNITED STATES	2.11%
YASKAWA ELEC CORP	Information Technology	JAPAN	2.11%
YUSHIN PRECSN EQPT	Industrials	JAPAN	2.11%

Non-Bellwether Companies

AIDA ENGINEERING	Industrials	JAPAN	0.97%
AIRTAC INTERNATIONAL GROUP	Industrials	TAIWAN	0.97%
ARCAM AB	Industrials	SWEDEN	0.97%
ATEL CORP	Information Technology	UNITED STATES	0.97%
ATS AUTOMATION TOOLING SYSTEMS	Industrials	CANADA	0.97%
BROOKS AUTOMATION	Information Technology	UNITED STATES	0.97%
CARGOTEC CORP	Industrials	FINLAND	0.97%
CUBIC CORP	Industrials	UNITED STATES	0.97%
DAIHEN CORP	Industrials	JAPAN	0.97%
DASSAULT SYSTEMS SA	Information Technology	FRANCE	0.97%
DEERE & CO	Industrials	UNITED STATES	0.97%
DELTA ELECTRONICS INC	Information Technology	TAIWAN	0.97%
DENSO CORP	Consumer Discretionary	JAPAN	0.97%
E2V TECHNOLOGIES	Information Technology	UNITED KINGDOM	0.97%
ELBIT SYSTEMS LTD	Industrials	ISRAEL	0.97%
ELEKTA	Health Care	SWEDEN	0.97%
EXONE CO	Industrials	UNITED STATES	0.97%
FLIR SYSTEMS INC	Information Technology	UNITED STATES	0.97%
FORUM ENERGY TECH INC	Energy	UNITED STATES	0.97%
FOXCONN TECHNOLOGY CO LTD	Information Technology	TAIWAN	0.97%
FUGRO NV	Energy	NETHERLANDS	0.97%
HARMONIC DRIVE SYSTEMS INC	Industrials	JAPAN	0.97%
HITACHI KOKUSAI EL	Information Technology	JAPAN	0.97%
IHI CORPORATION	Industrials	JAPAN	0.97%
IMMERSION CORP	Information Technology	UNITED STATES	0.97%
ISRA VISION AG	Industrials	GERMANY	0.97%
JENOPTIK AG	Information Technology	GERMANY	0.97%
JOHN BEAN TECHNOLOGIES	Industrials	UNITED STATES	0.97%
JOHNSON ELEC HLDGS	Industrials	HONG KONG	0.97%



ROBO-STOX™

The ROBO-STOX™ Global Robotics and Automation Index
ROBO-STOX™ INDICES

Bloomberg Tickers

Price Return	ROBO
Total Return	ROBOTR

Web

www.robostox.com

Email

info@robostox.com

CALCULATED BY
**S&P DOW JONES
INDICES**

Portfolio Holdings (Continued)

Name	GICS® Sector	Country	Index Weight
KARDEX AG	Industrials	SWITZERLAND	0.97%
KONGSBERG GRUPPEN	Industrials	NORWAY	0.97%
LEONI AG	Consumer Discretionary	GERMANY	0.97%
MACDONALD DETTWILER & ASSOC	Industrials	CANADA	0.97%
MAZOR ROBOTICS	Health Care	ISRAEL	0.97%
MEASUREMENT SPECIALTIES INC	Information Technology	UNITED STATES	0.97%
MICROCHIP TECHNOLOGY INC	Information Technology	UNITED STATES	0.97%
MITSUBISHI ELECTRIC CORP	Industrials	JAPAN	0.97%
NABTESCO	Industrials	JAPAN	0.97%
NACHI-FUJIKOSHI CO	Industrials	JAPAN	0.97%
NATIONAL INSTRUMENTS CORP	Information Technology	UNITED STATES	0.97%
NORDSON CORP	Industrials	UNITED STATES	0.97%
NORTHROP GRUMMAN CORP	Industrials	UNITED STATES	0.97%
NUANCE COMMUNICATIONS INC	Information Technology	UNITED STATES	0.97%
QIAGEN NV	Health Care	NETHERLANDS	0.97%
QINETIQ GROUP	Industrials	UNITED KINGDOM	0.97%
RENISHAW	Information Technology	UNITED KINGDOM	0.97%
SCHNEIDER ELECTRIC SA	Industrials	FRANCE	0.97%
SFA ENGINEERING	Information Technology	SOUTH KOREA	0.97%
SHINMAYWA INDS	Industrials	JAPAN	0.97%
SIEMENS AG	Industrials	GERMANY	0.97%
SMC CORP	Industrials	JAPAN	0.97%
SWISSLOG HOLDING	Industrials	SWITZERLAND	0.97%
TECAN GROUP AG	Health Care	SWITZERLAND	0.97%
TECO ELEC&MACHINE	Industrials	TAIWAN	0.97%
TELEDYNE TECHNOLOGIES INC	Industrials	UNITED STATES	0.97%
THK CO LTD	Industrials	JAPAN	0.97%
TOPCON CORPORATION	Information Technology	JAPAN	0.97%
TOSHIBA MACHINE CO	Industrials	JAPAN	0.97%
TRIMBLE NAVIGATION LTD	Information Technology	UNITED STATES	0.97%
VARIAN MEDICAL SYSTEMS INC	Health Care	UNITED STATES	0.97%
YOKOGAWA ELECTRIC	Industrials	JAPAN	0.97%
ZYGO CORP	Information Technology	UNITED STATES	0.97%
TOTAL			100.0%



ROBO-STOX™

The ROBO-STOX™ Global Robotics and Automation Index

ROBO-STOX™ INDICES

Bloomberg Tickers

Price Return	ROBO
Total Return	ROBOTR

Web

www.robostox.com

Email

info@robostox.com

CALCULATED BY
**S&P DOW JONES
INDICES**

GENERAL DISCLAIMER

Copyright © 2014 by ROBO-STOX LLC. "ROBO-STOX" All rights reserved. ROBO-STOX™ is a registered trademark of ROBO-STOX LLC. Redistribution, reproduction and/or photocopying in whole or in part are prohibited without written permission.

This document does not constitute an offer of services in jurisdictions where ROBO-STOX does not have the necessary licenses. All information provided by ROBO-STOX is impersonal and not tailored to the needs of any person, entity or group of persons. Past performance of an index is not a guarantee of future results.

It is not possible to invest directly in an index. Exposure to an asset class represented by an index is available through investable instruments based on that index. ROBO-STOX makes no assurance that investment products based on the index will accurately track index performance or provide positive investment returns. A decision to invest in any such investment fund or other investment vehicle should not be made in reliance on any of the statements set forth in this document. Prospective investors are advised to make an investment in any such fund or other vehicle only after carefully considering the risks associated with investing in such funds, as detailed in an offering memorandum or similar document that is prepared by or on behalf of the issuer of the investment fund or other vehicle. Inclusion of a security within an index is not a recommendation by ROBO-STOX to buy, sell, or hold such security, nor is it considered to be investment advice. Closing prices for the ROBO-STOX™ Global Robotics and Automation Index are calculated by S&P Dow Jones Indices based on the closing price of the individual constituents of the index as set by their primary exchange.

These materials have been prepared solely for informational purposes based upon information generally available to the public from sources believed to be reliable. No content contained in these materials (including index data, ratings, credit-related analyses and data, model, software or other application or output therefrom) or any part thereof (Content) may be modified, reverse-engineered, reproduced or distributed in any form by any means, or stored in a database or retrieval system, without the prior written permission of ROBO-STOX. The Content shall not be used for any unlawful or unauthorized purposes. ROBO-STOX and its third-party data providers and licensors (collectively "ROBO-STOX Parties") do not guarantee the accuracy, completeness, timeliness or availability of the Content. ROBO-STOX Parties are not responsible for any errors or omissions, regardless of the cause, for the results obtained from the use of the Content.

The content is provided on an "as is" basis. ROBO-STOX parties disclaim any and all express or implied warranties, including, but not limited to, any warranties of merchantability or fitness for a particular purpose or use, freedom from bugs, software errors or defects, that the content's functioning will be uninterrupted or that the content will operate with any software or hardware configuration. In no event shall ROBO-STOX Parties be liable to any party for any direct, indirect, incidental, exemplary, compensatory, punitive, special or consequential damages, costs, expenses, legal fees, or losses (including, without limitation, lost income or lost profits and opportunity costs) in connection with any use of the Content even if advised of the possibility of such damages.

The Global Industry Classification Standard (GICS®) was developed by and is the exclusive property and a trademark of Standard & Poor's and MSCI. Neither MSCI, Standard & Poor's nor any other party involved in making or compiling any GICS classifications makes any express or implied warranties or representations with respect to such standard or classification (or the results to be obtained by the use thereof), and all such parties hereby expressly disclaim all warranties of originality, accuracy, completeness, merchantability or fitness for a particular purpose with respect to any of such standard or classification. Without limiting any of the foregoing, in no event shall MSCI, Standard & Poor's, any of their affiliates or any third party involved in making or compiling any GICS classifications have any liability for any direct, indirect, special, punitive, consequential or any other damages (including lost profits) even if notified of the possibility of such damages.

The ROBO-STOX™ Global Robotics and Automation Index (the "Index") is the property of ROBO-STOX, LLC, which has contracted with S&P Opco, LLC (a subsidiary of S&P Dow Jones Indices LLC) ("S&P Dow Jones Indices") to calculate and maintain the Index. The Index is not sponsored by S&P Dow Jones Indices or its affiliates. Neither S&P Dow Jones Indices, nor any of their affiliates will be liable for any errors or omissions in calculating the Index. "Calculated by S&P Dow Jones Indices" and the related stylized mark(s) are service marks of Standard & Poor's Financial Services LLC ("SPFS") and have been licensed for use by S&P Dow Jones Indices and sublicensed for certain purposes by ROBO-STOX, LLC.